


INTO ACTION - THE REAL ME KS2

Galleries 1, 2 and 3


Saying That Little Bit Extra...

Often in portraits, the sitter might be holding an object in their hands, or wearing something that tells you a little bit more about them. What the 'extra' thing tells you may be to do with the sitter's job, or their social status, or just about their character.


Find four extra things in four different paintings and draw them in the circles below. Say which paintings they are from and what you think it tells you about the sitter.




Painting:
What it tells me:



Painting:
What it tells me:



Painting:
What it tells me:




Painting:
What it tells me:

INTO ACTION - THE REAL ME KS2

Galleries 1, 2 and 3

A Diary Entry

Look around the gallery for a portrait you think looks interesting. Now imagine that you are the person in the portrait. Describe your day as if you were writing an entry in your diary. Try to imagine the voice in your head, and describe the home you live in, the kind of food you eat and clothes that you wear, and your journey to the artist's studio to sit for your portrait. Include as much detail as you can from the painting.



INTO ACTION - THE REAL ME KS2

Galleries 1, 2 and 3

Witness Statement

There has been a robbery at the Museum. You are the only witness to the crime. You saw the robber running down the staircase to the main entrance. The police need you to complete a description of the criminal.

Choose a sitter in one of the portraits who you think is the criminal. Look carefully at the painting for about five minutes, taking in every last detail of the face, hair, clothing, age, height etc. Now move to a different gallery and complete the suspect description below.

DESCRIPTION OF THE SUSPECT

Please include as much information about the suspect as you can:

Male/Female:

Approximate age:

Approximate height:
(short, medium, tall)

Build:
(slim, medium, heavy)

Colour of hair:

Style of hair:

Colour of eyes:

Clothes:

Any distinguishing features:
(scars, moles etc)

Was the suspect holding anything in their hands?


INTO ACTION - THE REAL ME KS2

Galleries 1, 2 and 3

Missing Persons Poster

Choose one of the portraits in the gallery and imagine that the sitter has gone missing. Now design a Missing Person poster filling in the following details:

- Draw their head in the box provided, and try to get as good a likeness as you can.
- Fill in the details about their description (you may have to guess things like age).
- For when and where last seen try to find out (from the label) when the picture was painted and look at the background for clues as to where.

MISSING PERSON	
	
Name:	Approx. age:
Male or Female:	Colour of hair:
Details of clothes:	
Details of jewellery:	
Where last seen:	
Date when last seen:	

INTO ACTION - THE REAL ME KS2

Galleries 1, 2 and 3

Paint Your Own Self-Portrait


You are going to paint your own self-portrait. Use the paintings on the walls to help you plan your picture, and draw your answers in the boxes

What shape and style of frame are you going to have?



Will your portrait be

- a) just your head and shoulders
- b) head and body
- c) full length




Will your face be

- a) looking straight out of the picture
- b) three quarters (slightly turned to the side but looking out of the picture)
- c) profile (from the side)

What kind of expression will you have on your face? Circle the one you would like.


proud, sad, happy, snooty, thoughtful,
kind, stern or something different

What kind of clothes will you wear?



**What will you have
as your background?**

.....



**Will you include any extras
such as books, papers and pets?**

.....

.....

.....



Finally, are you going to be very honest when you paint yourself, or will you flatter yourself?

INTO ACTION - THE REAL ME KS2

Galleries 1, 2 and 3

The Interview

Choose a portrait to interview. You may only ask 10 questions, so think carefully about what you want to know. Try to work out the answers by looking closely at the painting, and also by using your imagination.

I chose by

1.

2.

3.

4.

5.

6.

7.

8.

9.

10.

INTO ACTION - THE REAL ME KS2

Galleries 1, 2 and 3

The Monologue

Late at night, when the Museum is closed the portraits come alive, in turn they tell each other about their lives. What stories do they tell?



Which paintings did you look at?

.....